









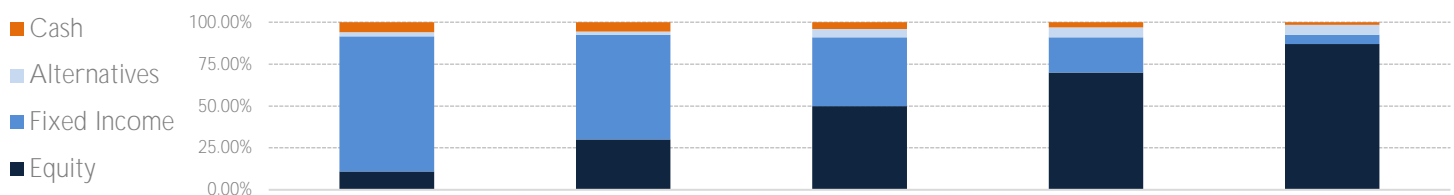


ACTIVE MPS UPDATE – EUR

30th June 2024

	DEFENSIVE	CAUTIOUS	BALANCED	GROWTH	ADVENTUROUS
Risk Profile	 Low	 Low/Medium	 Medium	 Medium/High	 High
3 Month	(0.04%)	(0.20%)	0.32%	0.79%	0.99%
6 Month	0.28%	2.12%	4.75%	7.30%	8.99%
1 Year	3.34%	5.55%	8.44%	11.37%	12.77%
3 Year	(5.99%)	(0.76%)	3.50%	6.39%	4.36%
5 Year	4.46%	15.10%	23.09%	30.83%	29.07%
Inception	15.17%	29.52%	92.93%	58.46%	65.80%
Annualised Return	1.50%	3.14%	4.92%	4.96%	5.19%
Volatility	4.53%	6.33%	7.48%	10.09%	11.87%
2024 YTD	0.28%	2.12%	4.75%	7.30%	8.99%
2023	2.66%	4.54%	6.99%	9.43%	10.87%
2022	(10.76%)	(10.64%)	(12.18%)	(14.33%)	(17.16%)
2021	5.18%	10.05%	13.17%	16.24%	16.11%
2020	5.68%	6.21%	5.76%	5.65%	3.54%
2019	9.72%	13.38%	17.01%	18.82%	23.56%
					

EXPOSURE



PORTFOLIO REVIEW

Q2 was another strong month for the global equity market, with a 2.66% rally in the global equity index which TAM benchmark against. We remain in a market dominated by AI, and mega-cap US names returning a 4.14% positive return. However, a high proportion of that return is being attributed to a small number of stocks. Specifically, Microsoft, Nvidia, Eli Lilly and Meta make up 55% of the returns from the S&P 500 in the first 6 months of the year, with Nvidia delivering nearly 35% of that gain. This makes it a size and scale within the US market able to move the entire market direction on its own.

However, this quarter also saw the UK return strongly from previous lows, led by smaller companies, while Europe looked fairly strong until it suffered amid general election uncertainty in France. On the bond side, it was a negative quarter for the index of corporate and sovereign debt. There were however pockets of stronger performance in emerging market debt and higher yielding bonds. The lion's share of fixed income securities has been held back this year by the increasingly lower expectations of rate cuts in 2024, starting with six quarter point cuts for the US at the start of the year, now down to one or two.

The second quarter has seen some bold moves within the TAM Active range with an early investment into the silver and gold market, which has quickly started delivering alpha into the portfolios. We also made a switch in its equity allocation to take profits from its successful investment into Japan, and rotated this into the UK market with the view of it faring a little better in H2. Finally, we made a switch to emerging market investments by selling down an ex-China fund and buying a straight emerging markets fund run by the same team, which has investments into China. We believe that the Chinese market, whilst not without its faults, is looking oversold and from this level should post some stable earnings numbers to the benefit of the stock market.

Index	June	YTD
S&P 500	▲ 3.55%	15.05%
FTSE 100	▼ (1.34%)	5.57%
Nasdaq	▲ 6.03%	18.57%
MSCI World	▲ 2.32%	13.43%
Gold	▼ (0.74%)	12.15%
\$ Index	▲ 1.23%	4.18%

TAM Asset Management International Ltd | Nexteracom Tower 1, Ebene, 72201, Mauritius | +230 454 6400 | www.tamint.com

Copyright © 2024 TAM Asset Management International Limited. All Rights Reserved. This document is intended for investment professionals only. It must not be distributed to, or relied upon by, private investors. Past performance is not necessarily a guide to future returns. The value of investments, and the income from it, may go down as well as up and may fall below the amount initially invested. The value of investments denominated in foreign currency may fall as a result of exchange rate movements. The investments and services referred to in this document will not be suitable for all investors. Any opinions, expectations and projections within this note are those of TAM Asset Management International Ltd, represent only one possible outcome and do not constitute investment advice. Specific data quoted is representative of the portfolio on the date of factsheet publication. TAM Asset Management International Limited is regulated by the Financial Services Commission of Mauritius and is an authorised Financial Services Provider regulated by the South African Financial Sector Conduct Authority.